

We're Expanding! Parking Information for Patients and Visitors

Parking and Entrance Closures

- The Center for Women's Health exterior entrance and parking lot area will close for construction beginning **December 1, 2021**. Patients and visitors are directed to enter using the main entrance of the hospital.
- A portion of the patient and visitor parking spaces is currently unavailable while a temporary main entrance is constructed.

Valet

Valet is available for patients and visitors, Monday – Friday, at the main entrance and the outpatient entrance of the hospital.

Courtesy Shuttle Service

A courtesy shuttle is available on campus for patients and visitors. The shuttle will follow various routes throughout all parking areas.

For construction updates, please visit SouthLakeHospital.com/Growth

CITRUS TOWER BOULEVARD

OAKLEY SEAVER DRIVE






South Lake
Hospital

DON WICKHAM DRIVE

NORTH

CHAMPIONS WAY

LEGENDS WAY

-  Visitor Parking
-  Team Member and Physician Parking
-  NTC Membership Parking
-  Parking Closed
-  Entrance
-  Closed Entrance
-  Under Construction

ORLANDO
HEALTH[®]
South Lake Hospital